

With spectacular views over Sydney's Pittwater, this home offers a peaceful life away from the hustle and bustle of suburbia


# AN IDYLIC SETTING

A two-bedroom cottage nestled among the native trees overlooking Pittwater with views towards Ku-ring-gai Chase National Park, is a place of seclusion and quiet, hidden from the bustle and noise of the wider world


Words James Cleland  
Photography James Billing Photography

For those looking to escape from the turmoil of modern life, Pittwater is an idyllic setting. It offers a location that is serene and green with fresh air and sparkling views of the inner bays of Sydney's northern beaches.

Situated on a steep escarpment with only an inclinator for access, the reality of this home's Pittwater seclusion is driven home. The location is great for privacy and a peaceful home life, but not so great when one decides to renovate. This is precisely the predicament the owners found themselves in when wanting to expand their living space without moving from their beloved home.



before



The spacious open-plan living area includes living, dining and kitchen zones. Furnishings are simple, neutral and minimal

Enrolling the skills of architect, Linda Haefeli of Atelier Haefeli, the brief was to find a solution that granted them the same peace of mind their existing property provided, while expanding upon it to provide a fresh, dynamic home with a beach house atmosphere and on a strict budget.

It was apparent immediately that limited site access meant that planning and careful consideration was necessary to meet design and construction requirements without breaking budget restrictions. With this in mind, a decision was made to keep within the boundaries of the existing floorplan and external decking.

Adaptability and innovation were emphasised by the clients and this required the home to take advantage of unique design considerations

Adaptability and innovation were emphasised by the clients and this required the home to take advantage of unique design considerations. Expanding the internal space of the home was achieved by joining a single bedroom with the living space via removal of walls and the introduction of a second storey. The lower floor's renovation creates a spacious open-plan living area including the kitchen, dining and lounge room, which expand out into the extended decking area, providing ample room for alfresco dining and a cabana.



Use of wide window openings and a large covered deck allow ease of access to the beautiful garden and provide for relaxed alfresco dining

**PROJECT** ATELIER HAEFELI

Meshing the untarnished natural beauty surrounding the property with the finely crafted human element, a living, breathing space materialises, offering a picturesque outlook and a habitable environ for relaxation and contemplation

**Right** The living areas and master bedroom take full advantage of the lush greenery surrounding the property

Additionally, the lower level sees a complete redesign of the remaining bedroom, which also opens out on to the decking and the practical amenities of the laundry and bathroom.

Spotted gum timber is used for internal flooring and outer decking, creating a seamless visual transition between the inner and outer spheres of the home. Internal decor is neutral and minimal, the clients preferred to use items of their collection and exposed timber and steel beams to inject life and unique character into the home.


The inclusion of top-hung, sliding wall panelling — supported by the specially designed timber-trussed roof — into the renovation's design, creates a unique feature and offers a broad range of customisation to the boundaries and layout of the lower level.



before

Ensure a seamless flow between inside and out using the same material for the internal floors and the deck



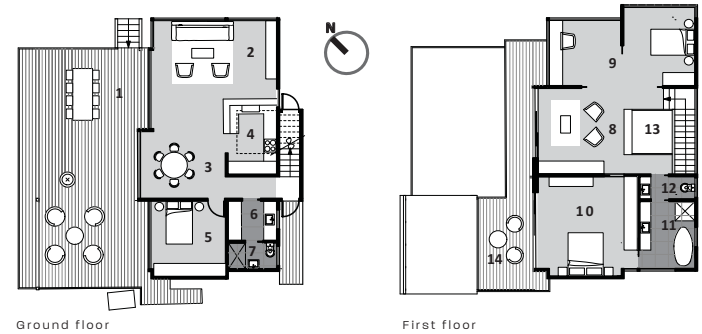


Use the same sized tiles on both the floor and walls to create a sense of unity and harmony

extensions to the existing footprint was required, the design and construction teams were able to deliver a fully realised home. The end result is modern and spacious, yet subdued enough to incorporate into the surrounding untarnished natural landscape, intermingling and establishing a connection with beautiful water views.

Linda Haefeli remarks, "Seeing the architectural elements of both old and new come together in the finished house, while retaining their individual relevance is especially important. The cabana characterises an ideal of a lifestyle that we long to bring back these days; comfortable

outdoor living that caters to the many needs and desires of the occupants. "It is especially pleasing to see our clients' art work and furniture truly make this a personal collaboration, and it establishes a unique sense of self and belonging. It makes living in the trees a reality." **I**



Legend

- |               |                    |
|---------------|--------------------|
| 1. Entry Deck | 8. Sitting room    |
| 2. Living     | 9. Study           |
| 3. Dining     | 10. Master Bedroom |
| 4. Kitchen    | 11. Ensuite        |
| 5. Bedroom    | 12. WC             |
| 6. Laundry    | 13. Void           |
| 7. Bathroom   | 14. Deck           |



**Above** The bathroom is spacious and calm with a neutral palette of colours that perfectly complements the lush landscape on view

**Left** Waking up to this glorious Pittwater view must surely be the perfect way to greet the new day

space materialises, offering a picturesque outlook and a habitable environ for relaxation and contemplation.

Above, the second storey contains room for a study, sitting room and master bedroom suite, which continues the aesthetic found below. This provides a place for more intimate and private moments. An additional deck rounds off the second floor and provides that extra layer of space and external access for the clients to enjoy the outer beauty of their property from a more private vantage point.

Natural light and ventilation abound in excess due to the design of the home. Large, floor-to-ceiling sliding doors grant access to the external sections of the home, and the customisable nature of the internal layout allows all areas of the house to fully appreciate everything nature has to offer.

Although restricted access provided difficulties when moving materials from the road to the construction site and the need to limit

Verdant greenery surrounding the home provides a lush backdrop for the open-plan living space, integral to the overall design.

Meshing the untarnished natural beauty surrounding the property with the finely crafted human element, a living, breathing

project particulars

This project was designed by:  
**ATELIER HAEFELI**  
 PO Box 378, Avalon NSW 2107  
**Tel:** 02 9918 3341  
**Email:** linda@atelierhaefeli.com.au  
**Web:** atelierhaefeli.com.au

This project was built by:  
**URBAN IMPACT**  
**Tel:** 02 9960 0015  
**Licence Number:** 217060C

**FLOORING**

**Kitchen:** Spotted gum  
**Dining:** Spotted gum  
**Living:** Spotted gum  
**Bedroom:** Carpet  
**Stair:** Spotted gum  
**Outdoor:** Spotted gum

**WALLS**

**Dining/Living:** Existing and new painted Dulux Lexicon half strength  
**Bedrooms 2 & 3:** Timber boarding painted Lexicon  
**Stair:** Hoop pine ply, linings  
**Outdoor:** FC sheeting painted Dulux Viridis. Timber trim Dulux Currency Creek  
**Ceilings ground floor:** Hoop pine ply, clear non-toxic finish

**KITCHEN**

Existing

**BATHROOM FITTINGS**

**Cabinetry:** Custom made by builder  
**Basin:** Vitra Shift  
**Tiles/walls & floor:** Selena Smoke porcelain 450x450mm supplied by My Stone, Brookvale  
**Sanitary fixtures:** Azzurra

**Taps:** Irwell pin lever and gooseneck outlet, Astra Walker  
**Shower:** Ranea shower outlet from ceiling  
**Bath:** Chateau low back with chrome claw feet

**LIGHTING**

Tovo Lighting

**WINDOWS & EXTERNAL DOORS**

**Frames:** Western red cedar from Airlite

**OUTDOOR**

**Roof:** Colorbond Custom Orb in Windspray. Fabric shade cover by Blue Peter Sails  
**Decking:** Spotted gum, stainless-steel rails by Webster Sheet Metal